

2007



JASDAQ

Listed Company 3784

NO.1

No.1

1991 2

1992 4

AUTO/400

1997 7

ANY-CUBE

2000 11

2002 3

100

2003 4

Satisfa

2005 3

2005 12

2006 4

ware

2006 5


2006 6

2006 8

()
Optiboard

(単位：百万円, %)

		2006	
		6,212	
		1,315	21.2
		544	8.8
		544	8.8
		304	4.9
		9,665.70	
		9.5	



IT

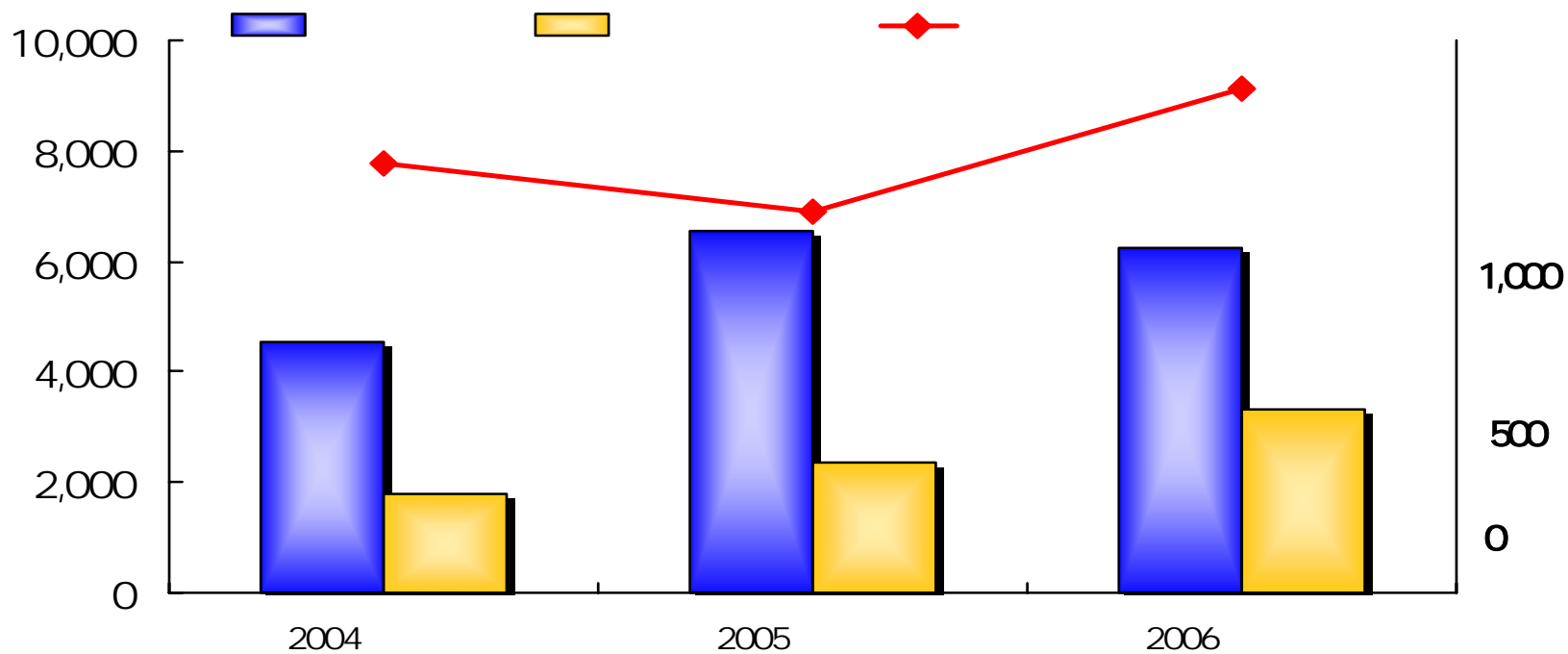
(単位：百万円, %)

	2006			2005	
	6,213		94.6	6,568	
	1,317	21.2	112.3	1,172	17.9
	551	8.9	109.3	504	7.7
	551	8.9	116.4	473	7.2
	310	5.0	103.4	300	4.6
	9,872.29		91.9	10,737.24	
	9.7			16.2	



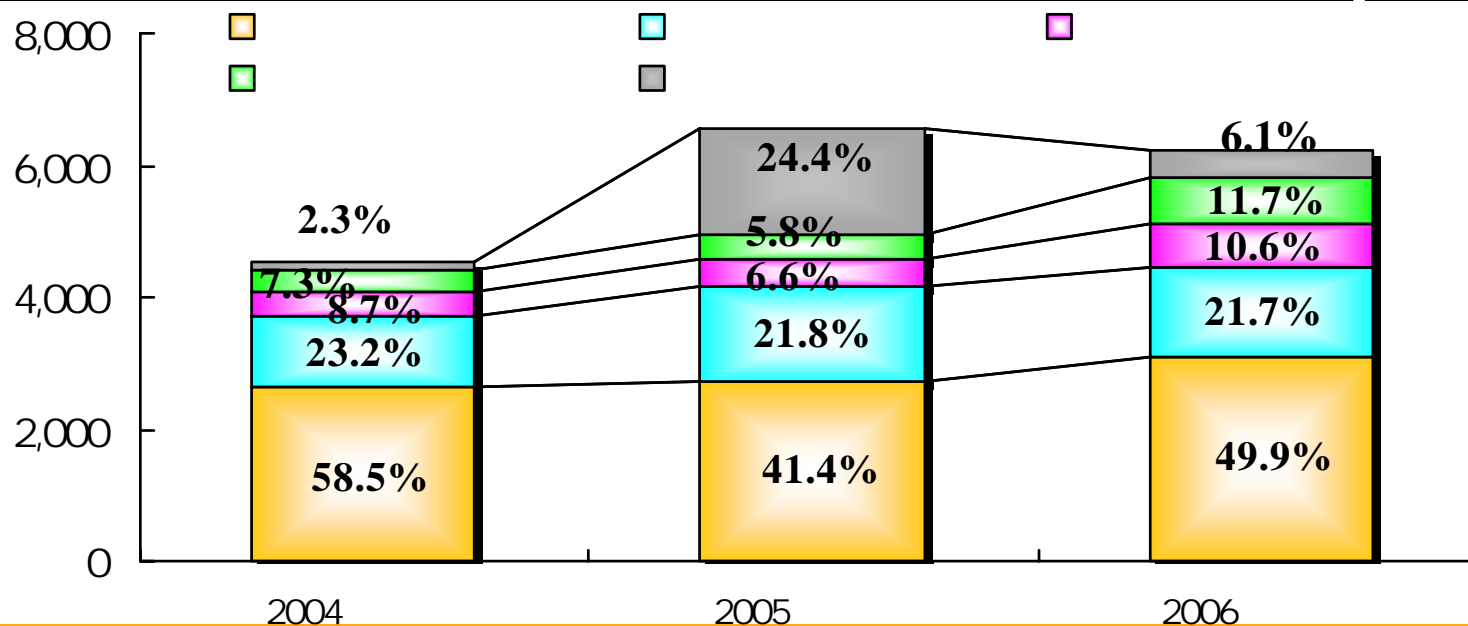


	2004	2005	2006	
	4,537	6,568	6,213	17.0
	362	473	551	23.4
	8.0	7.2	8.9	



		2006			2005	
	()	3,097	49.9	114.0	2,717	41.4
	()	25.8			27.7	
	()	1,347	21.7	94.0	1,433	21.8
	()	17.7			7.6	
	()	658	10.6	151.4	434	6.6
	()	12.8			50.5	
	()	728	11.7	190.6	382	5.8
	()	11.6			6.9	
	()	381	6.1	23.9	1,599	24.4
	()	28.8			4.1	
	()	6,213	100.0	94.6	6,568	100.0
	()	21.2			17.9	

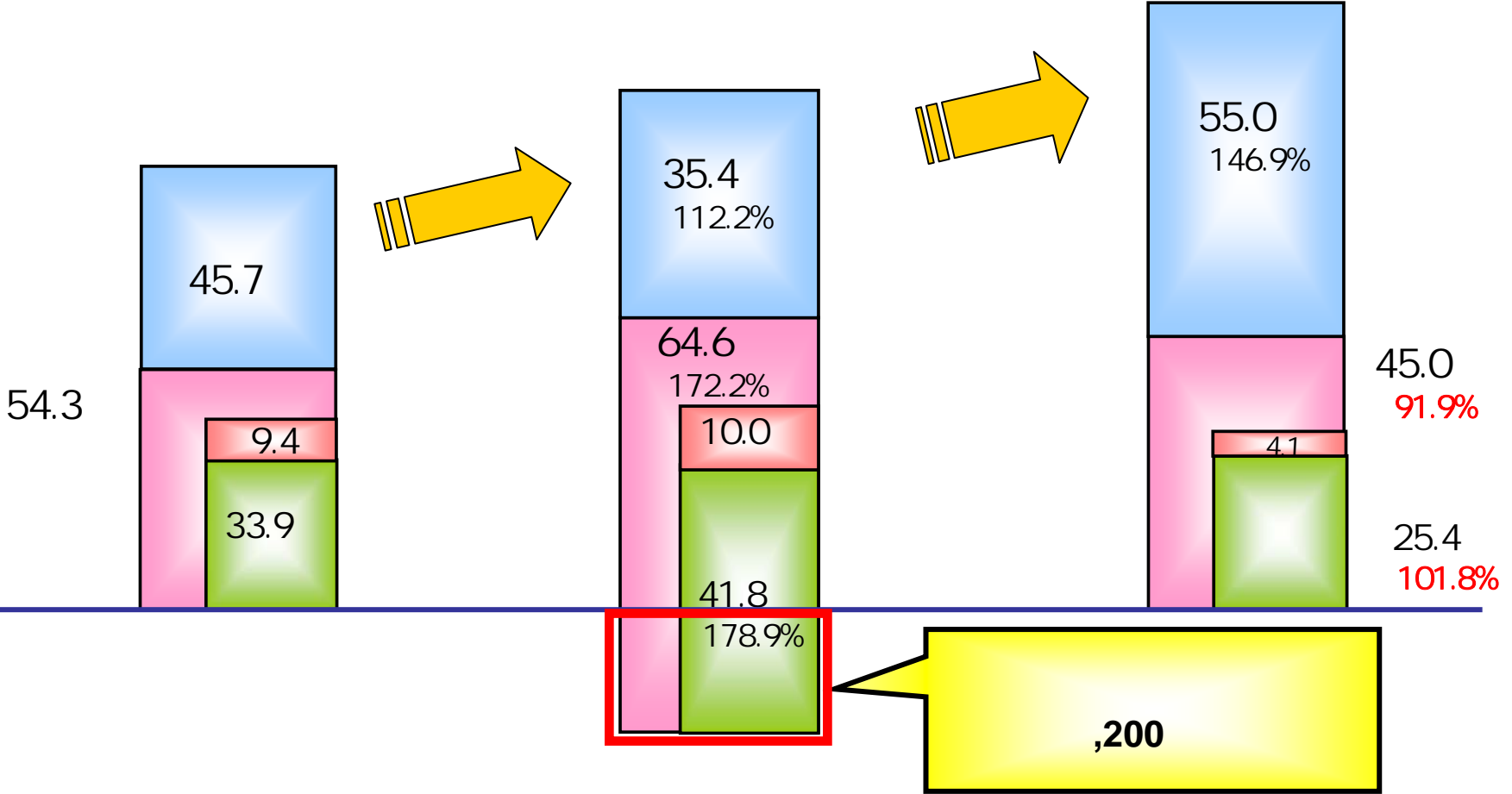
	2004	2005	2006	
	2,653	2,717	3,097	8.0
	1,053	1,433	1,347	13.1
	393	434	658	29.4
	333	382	728	47.9
	103	1,599	381	91.9
	4,535	6,568	6,213	17.0



2004
4,537

2005
6,568

2006
6,213

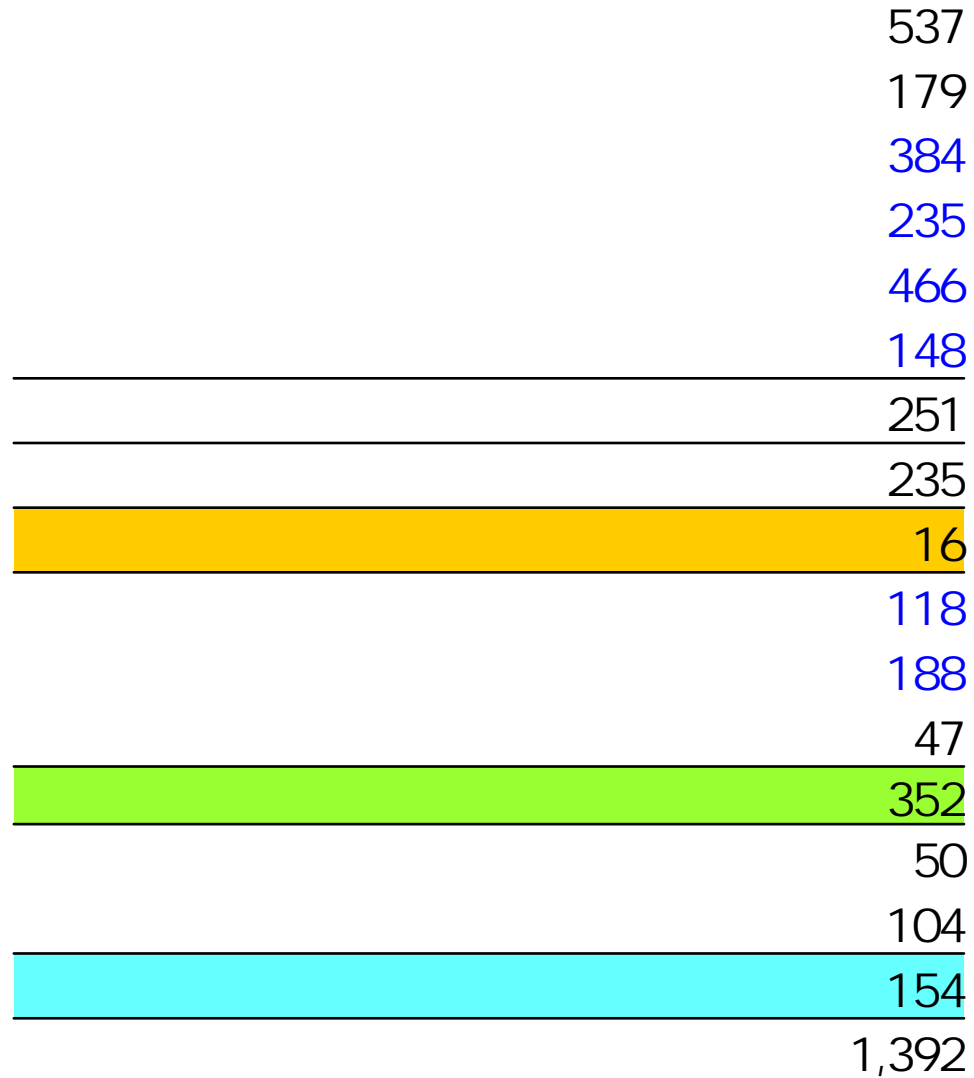


【貸借対照表】

(単位：百万円)

	2006		2006
	4,276	611	4,887
	1,401	147	1,548
	226	72	298
	886	90	976
	287	15	272
	5,677	759	6,436
	2,241	901	3,142
	130	33	163
	2,371	934	3,305
	3,306	176	3,130
	5,677	759	6,436

(単位：百万円)



		2004	2005	2006
		41.6	35.4	58.2
		9.9	8.9	9.1
		8.0	7.2	8.9
		1.24	1.24	1.09
		16.2	16.2	9.7

		2004	2005	2006
		149.1	134.2	190.8
		112.9	120.2	147.7
		63.1	51.7	42.4
		8.2	2.7	0.9

2007

(単位：百万円，%)

	13,000	
	2,586	19.9
	1,023	7.9
	985	7.6
	570	4.4

2007

18,095.24

2007

(単位：百万円，%)

				5 9				
	13,000		103.1	14,000		111.1	1,000	7.1
	2,588	19.9	108.8	2,832	20.2	119.0	244	8.6
	1,038	8.0	111.7	1,038	7.4	111.7		
	1,000	7.7	114.5	1,000	7.1	114.5		
	585	4.5	100.5	600	4.3	103.0	15	2.5

2007 18,571.43
2006 18,952.00

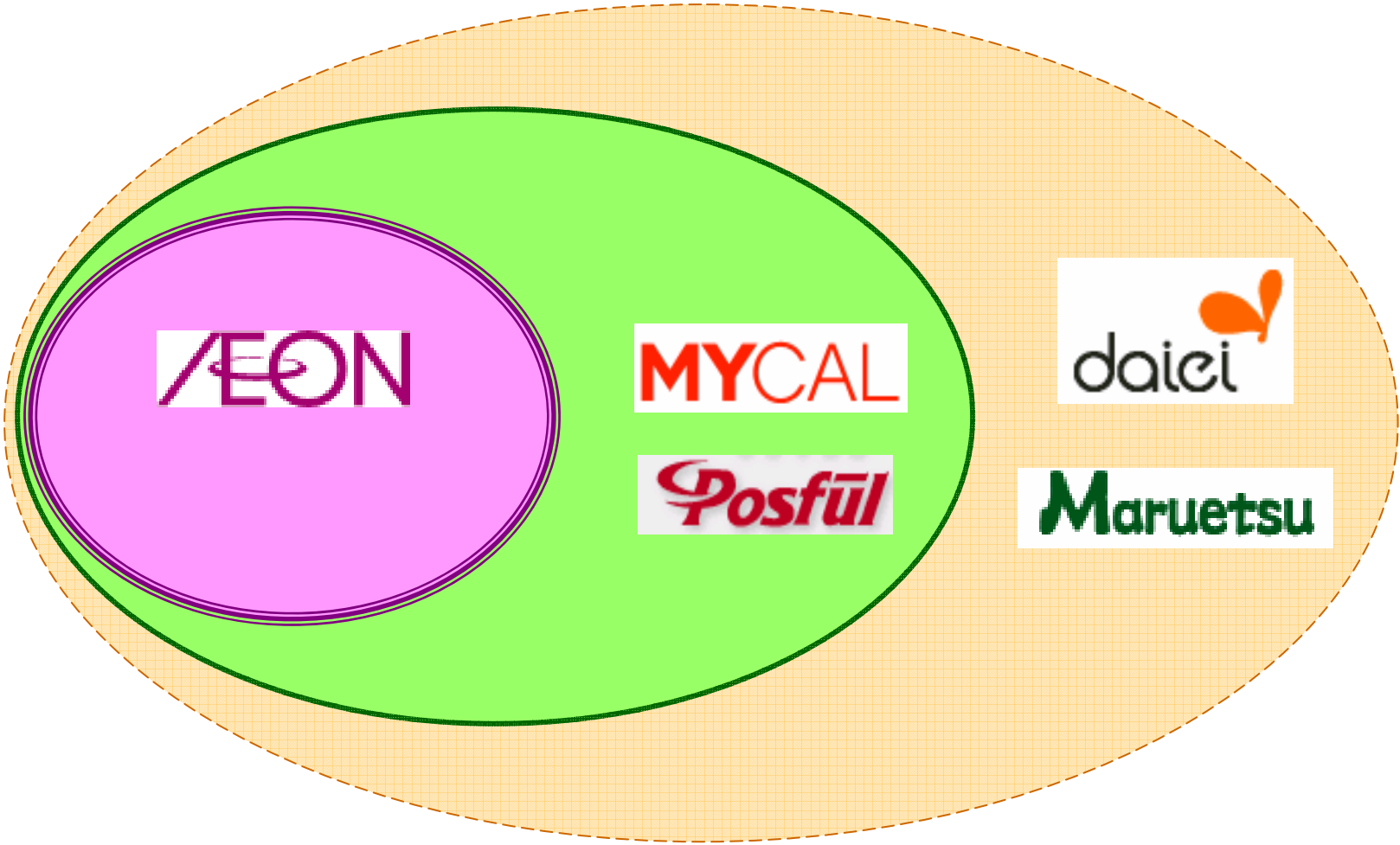
2007 3,600
2006 2,600
700

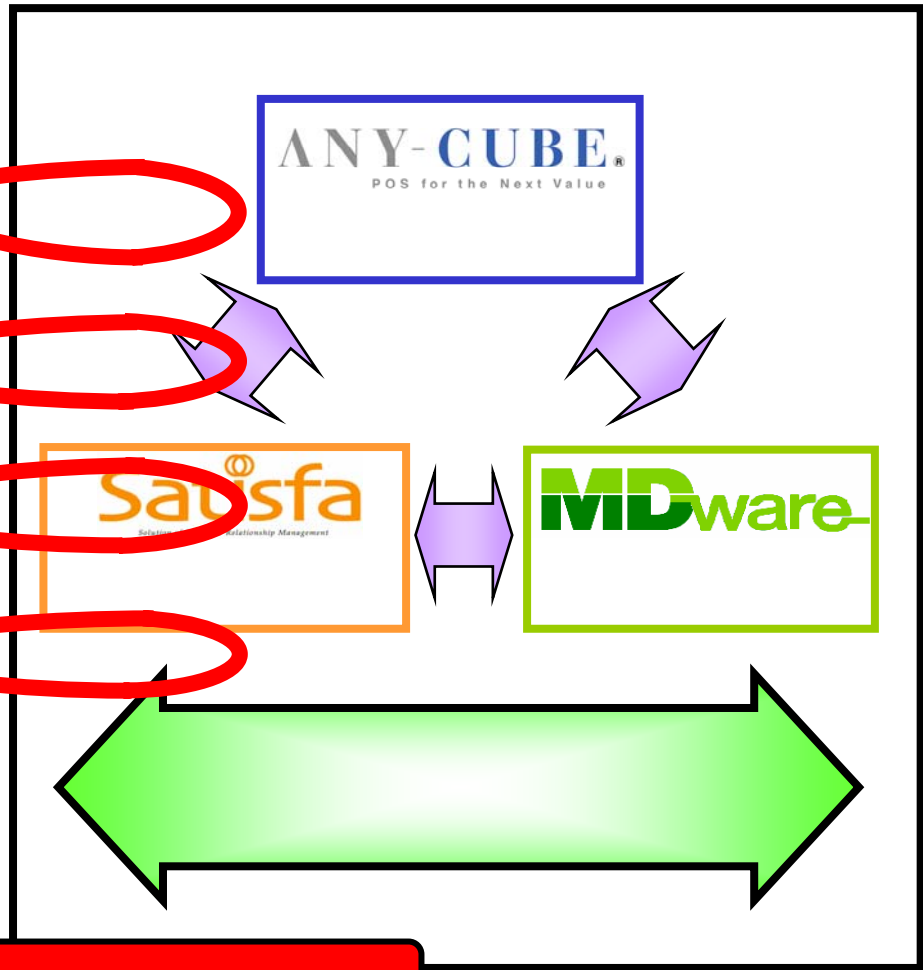
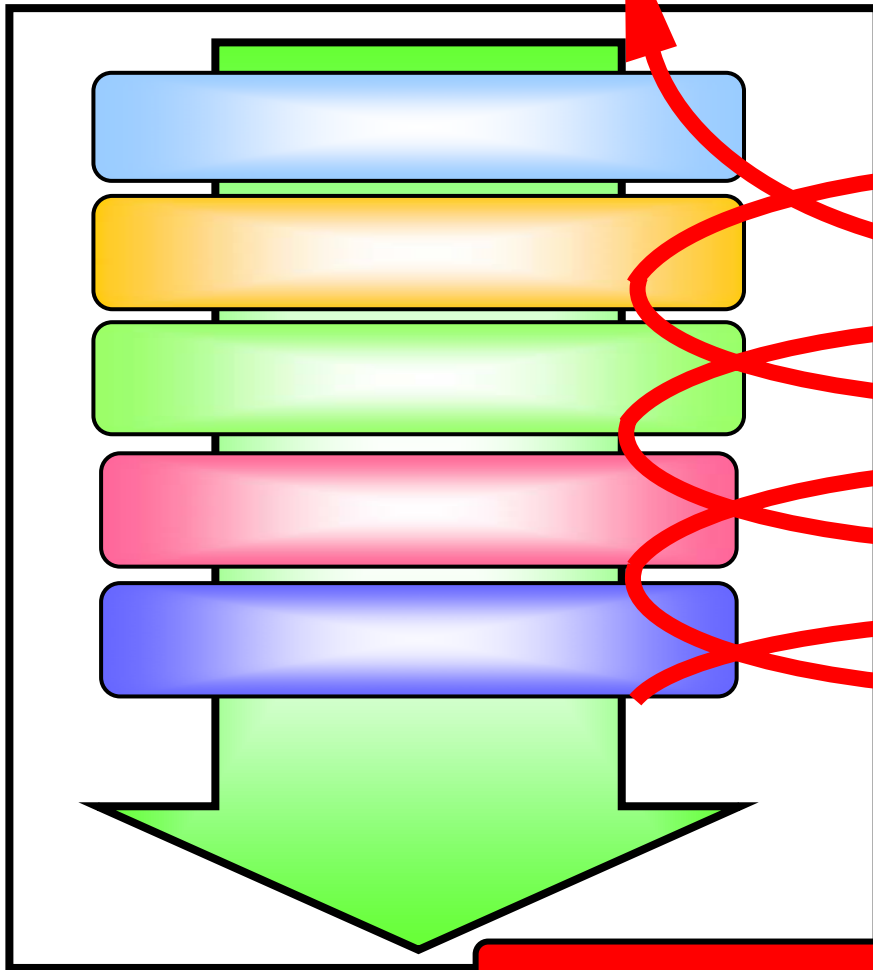
3,300

(単位：百万円，%)

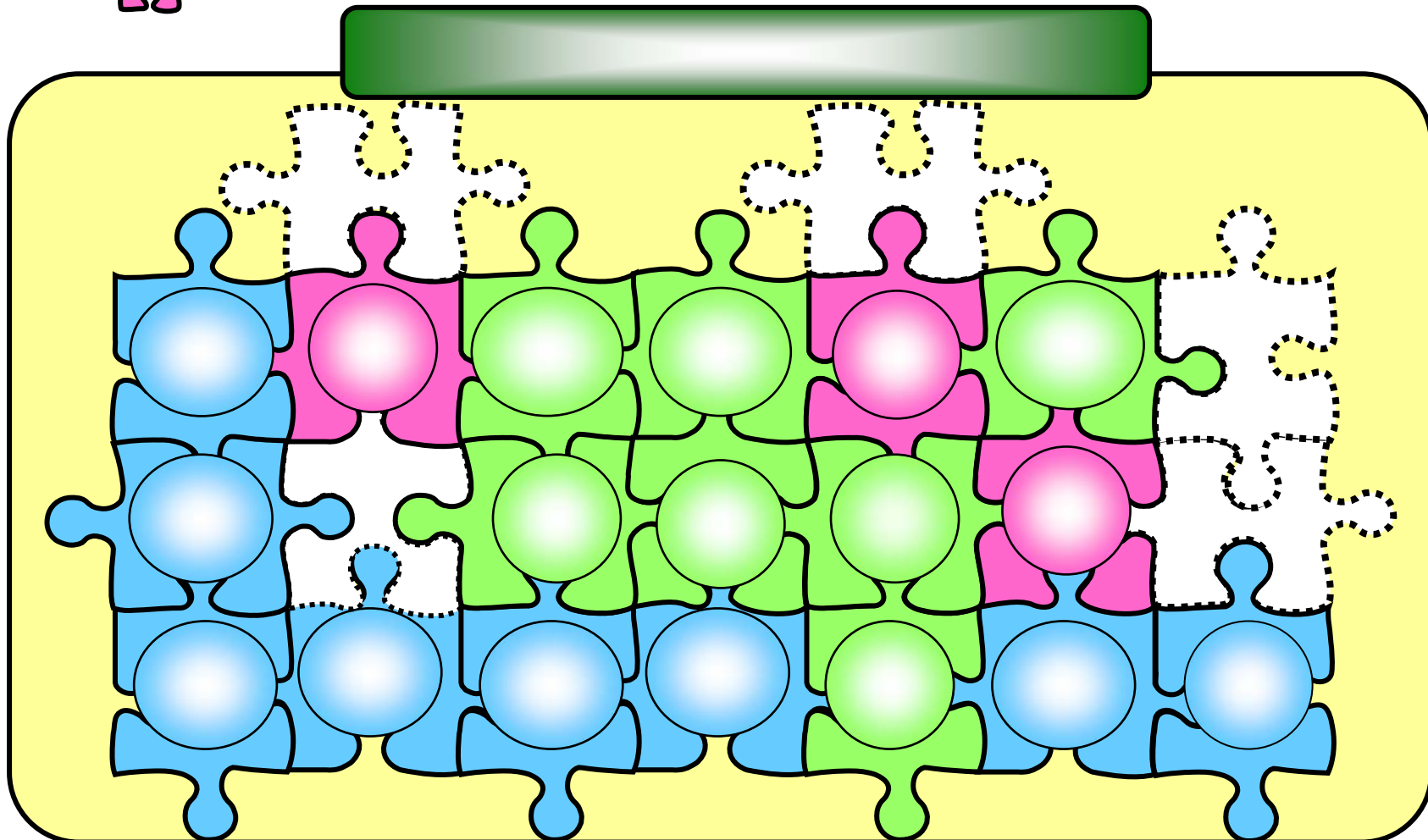

					5 9				
		5,747	44.2	102.7	6,770	48.4	121.0	1,022	15.1
		24.8			26.2				
		3,560	27.4	117.1	3,439	24.6	113.1	121	3.5
		17.8			12.6				
		1,510	11.6	187.1	1,605	11.4	198.9	95	5.9
		16.0			32.5				
		1,428	11.0	116.1	1,675	12.0	136.1	247	14.8
		8.4			4.4				
		753	5.8	39.0	509	3.6	26.4	244	47.8
		21.9			6.1				
		13,000	100.0	103.1	14,000	100.0	111.1	1,000	7.1
		19.9			20.2				

NO.1





No.1



2006 11

50,000 2006 9



Corporate Identity



19

e-mail : ir@mail.vinculum-japan.co.jp